



**Cloud Gehshan**  
Design

400 Market Street, Suite 300  
Philadelphia, PA 19106

215 829 9414  
cloudgehshan.com

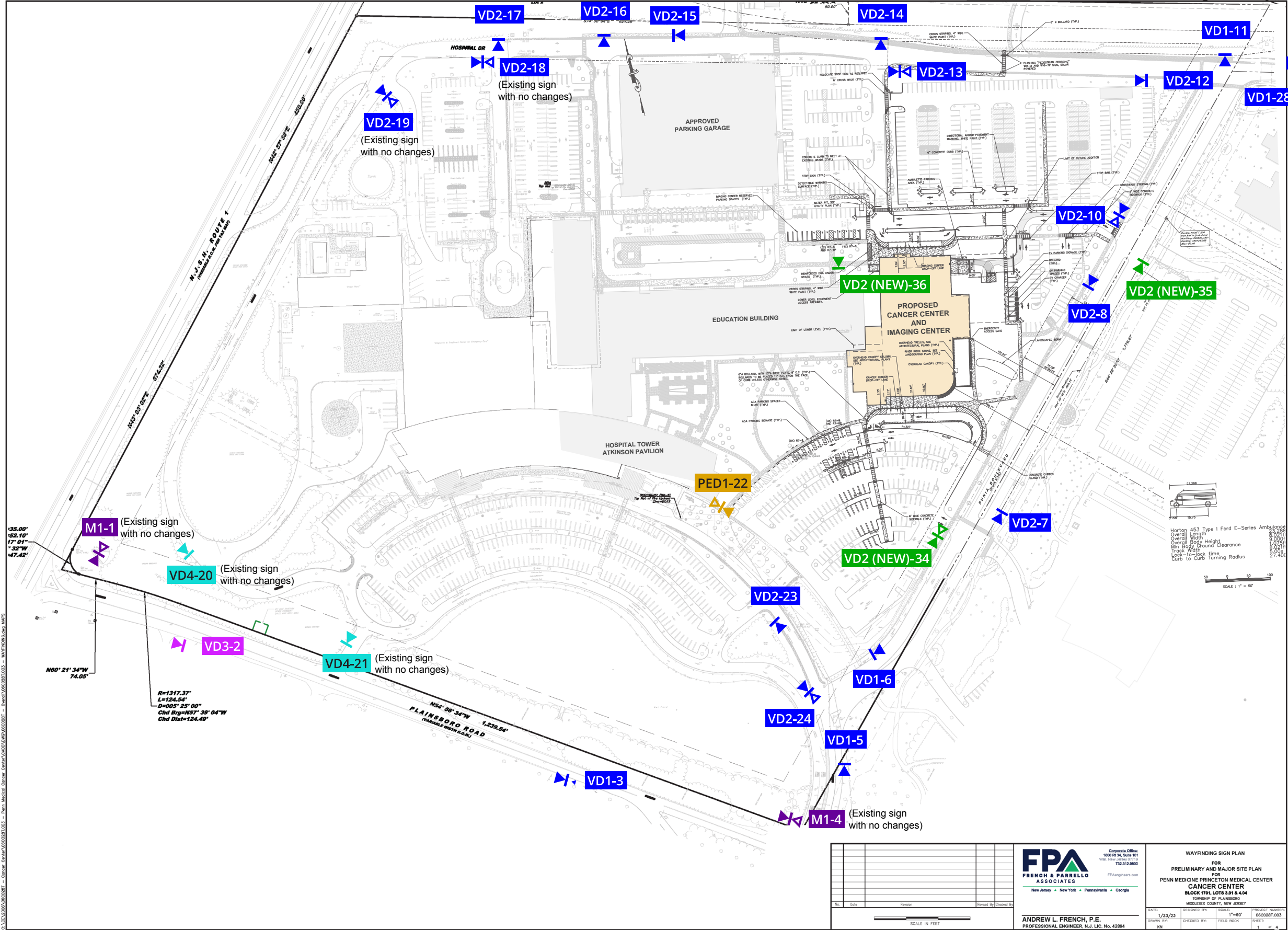


---

## **Penn Medicine Princeton Health Cancer Center**

Exterior Wayfinding  
Design Development  
June 27, 2024

# Sign Location Plan – Exterior Directional Signs



## Signage Improvements:

The sign messages are revised to help direct patients/visitors to the new parking garage, and improve wayfinding for major destinations.

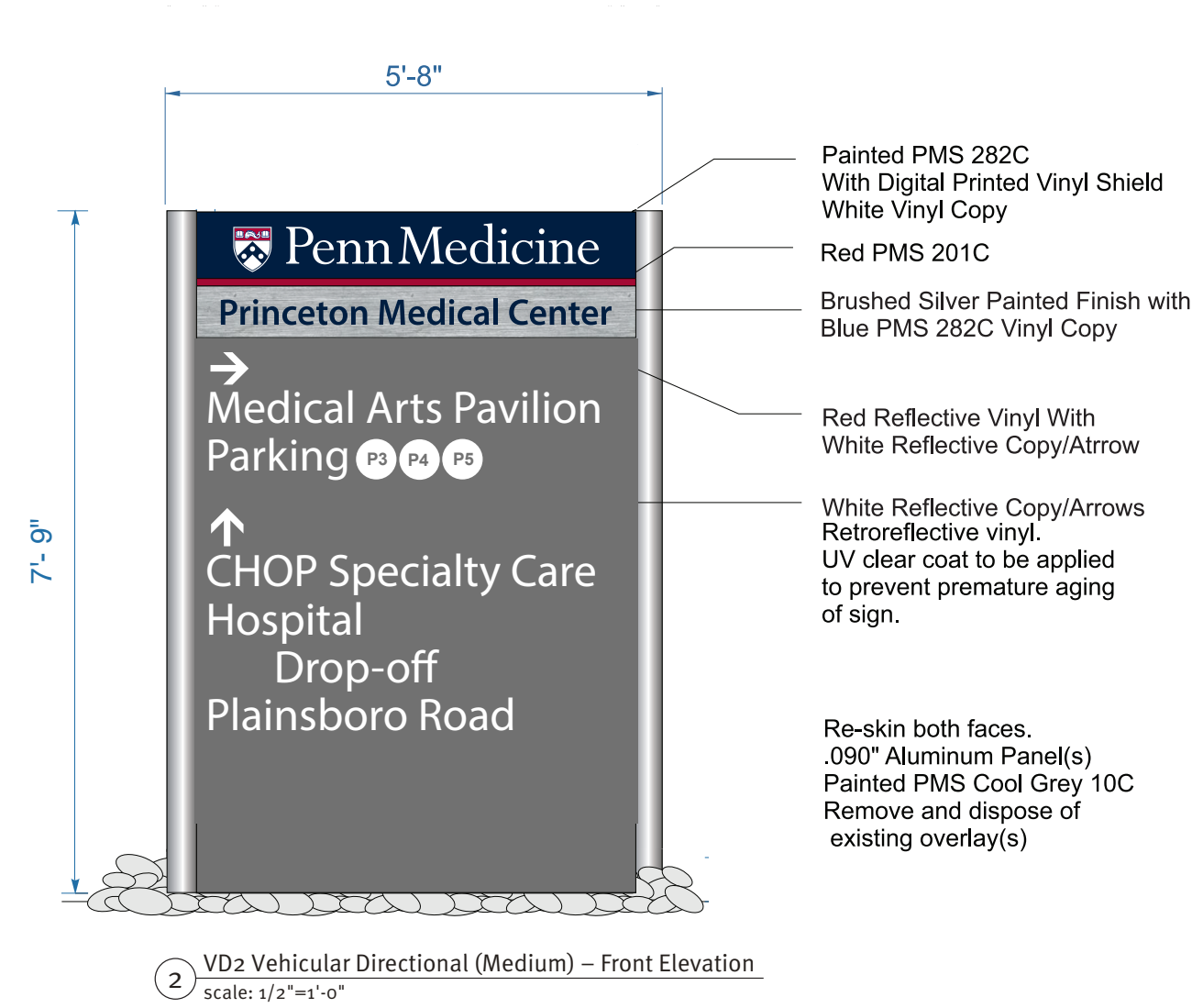
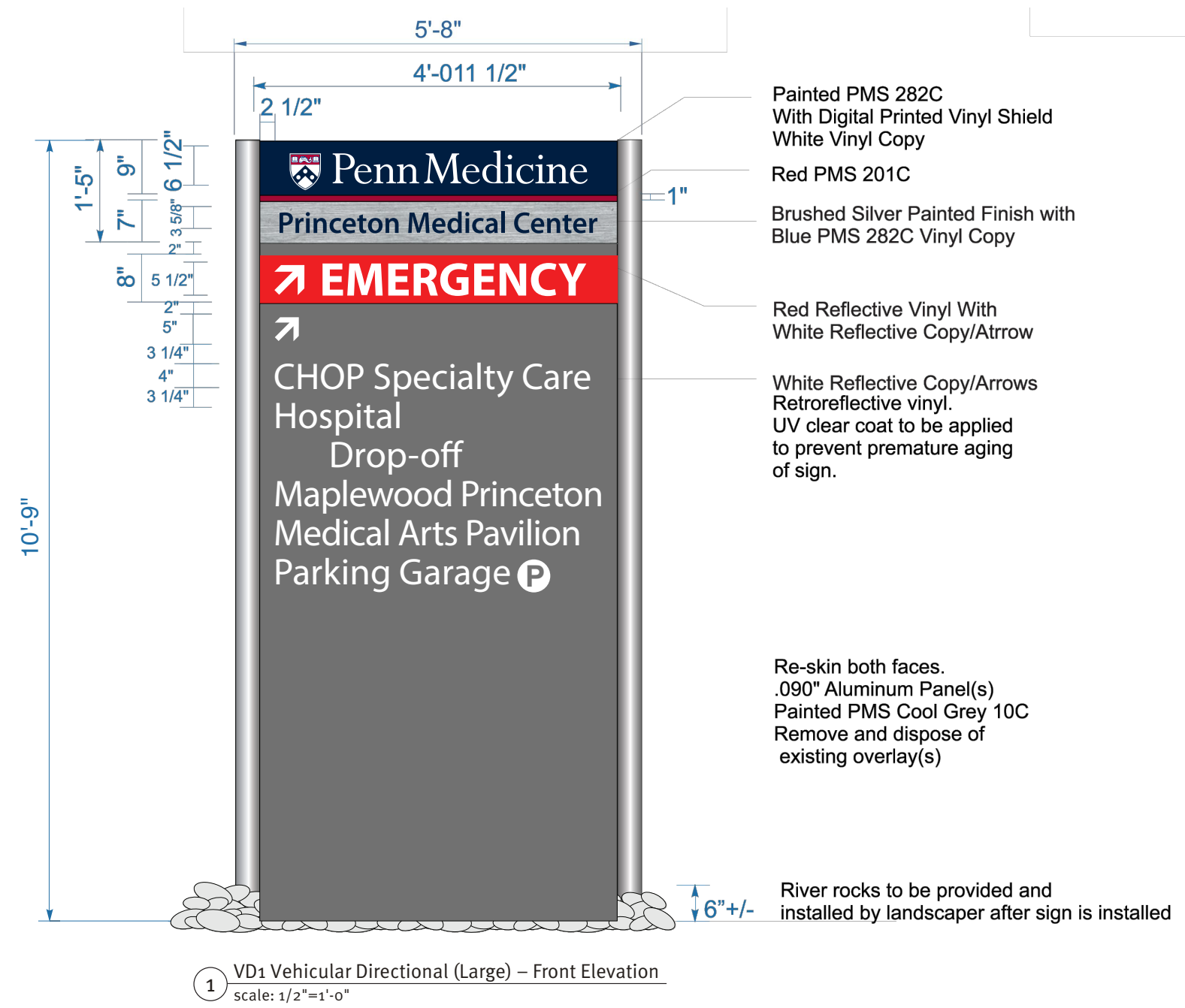
We are listing the destinations in alphabetical order as recommended by wayfinding best practices. The “Emergency” message is shown larger and as the first listing for quick identification.

The temporary “Punia Parking Lot” is a destination that will be removed pending permit allowance.

This drawing represents design intent only. All measurements and installation guidelines are approximate. Sign Fabricator will be responsible for:

- Verifying all dimensions, structures, and existing conditions in the field prior to execution of shop drawings.
- Notifying and coordinating the appropriate groups of any potential issues or obstructions that will affect the design intent prior to installation.
- Obtaining any necessary engineering seals or permits.
- Verifying compliance with ADA and local sign codes with the appropriate groups for final approval prior to fabrication.

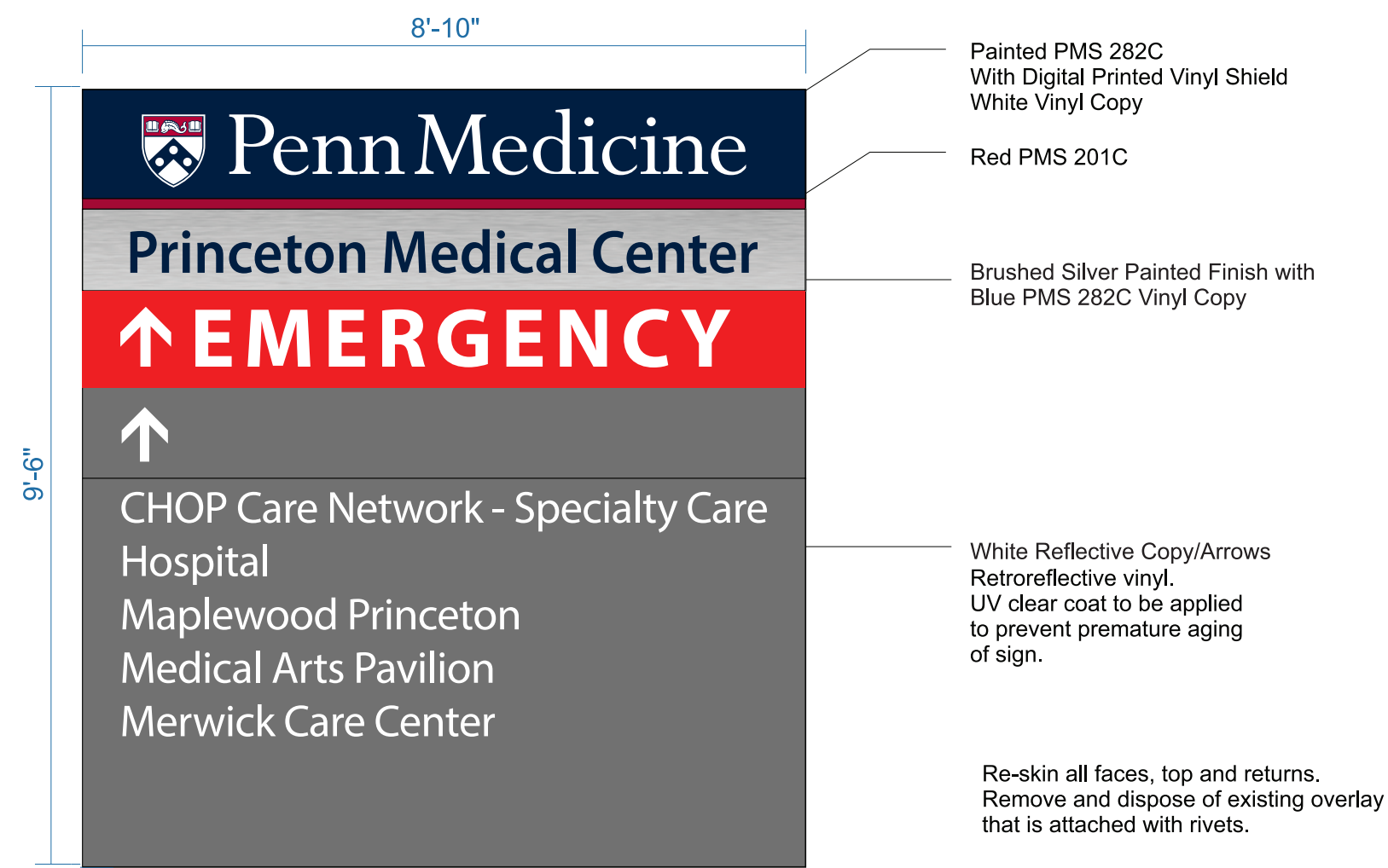
Client/Project	Project No.	Date	Revisions	Scale	Page Number
Penn Medicine Princeton Health Cancer Ctr. Exterior Wayfinding	23UPM149006	06.27.24		As Noted	2.2



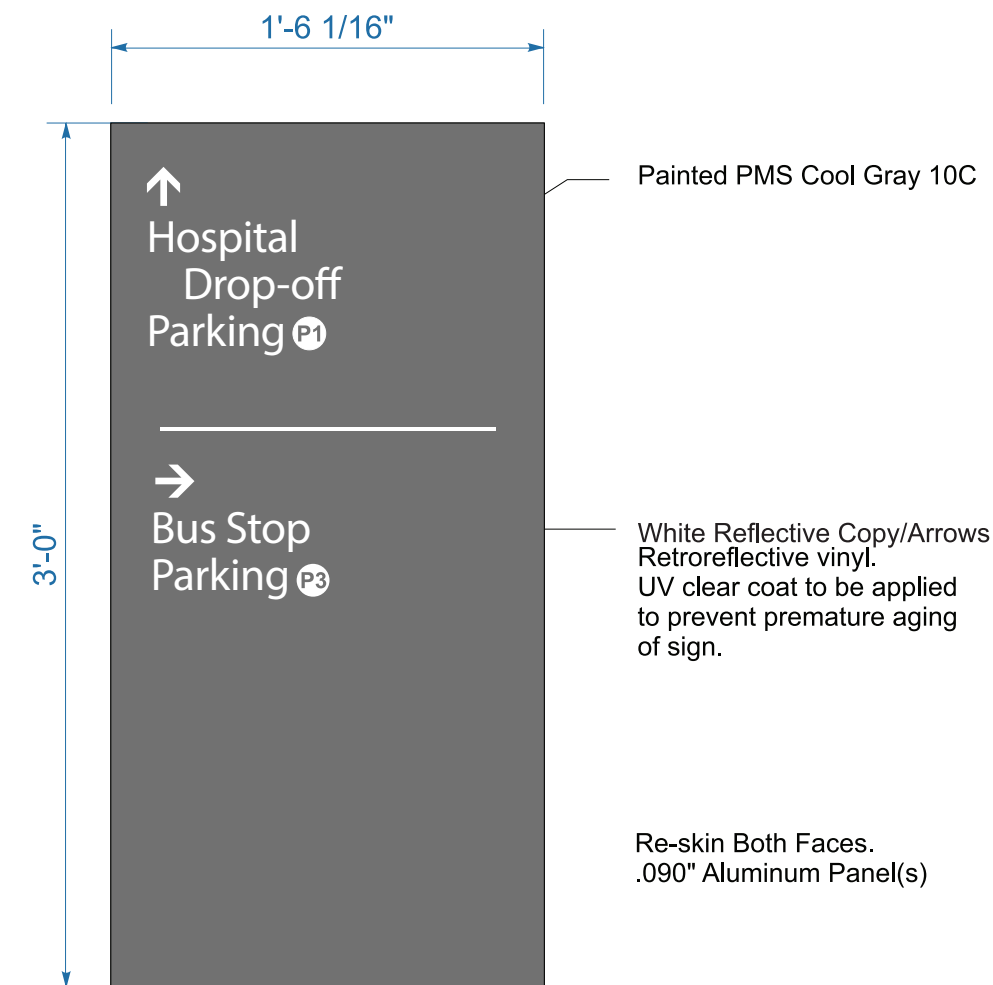
This drawing represents design intent only. All measurements and installation guidelines are approximate. Sign Fabricator will be responsible for:

- Verifying all dimensions, structures, and existing conditions in the field prior to execution of shop drawings.
- Notifying and coordinating the appropriate groups of any potential issues or obstructions that will affect the design intent prior to installation.
- Obtaining any necessary engineering seals or permits.
- Verifying compliance with ADA and local sign codes with the appropriate groups for final approval prior to fabrication.

Client/Project	Project No.	Date	Revisions	Scale	Page Number
Penn Medicine Princeton Health Cancer Ctr. Exterior Wayfinding	23UPM149006	06.27.24		As Noted	2.3



1 VD3 Vehicular Directional (Extra-Large) – Front Elevation  
scale: 1/2"=1'-0"



2 Ped1 Pedestrian Directional – Front Elevation  
scale: 1 1/8"=1'-0"

This drawing represents design intent only. All measurements and installation guidelines are approximate. Sign Fabricator will be responsible for:

- Verifying all dimensions, structures, and existing conditions in the field prior to execution of shop drawings.
- Notifying and coordinating the appropriate groups of any potential issues or obstructions that will affect the design intent prior to installation.
- Obtaining any necessary engineering seals or permits.
- Verifying compliance with ADA and local sign codes with the appropriate groups for final approval prior to fabrication.

Client/Project	Project No.	Date	Revisions	Scale	Page Number
Penn Medicine Princeton Health Cancer Ctr. Exterior Wayfinding	23UPM149006	06.27.24		As Noted	2.4

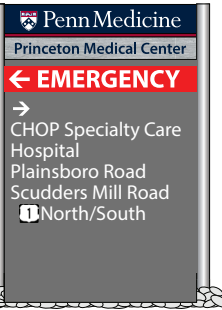
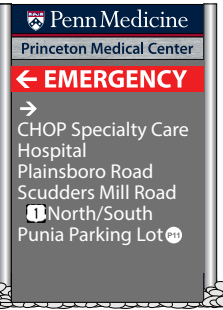
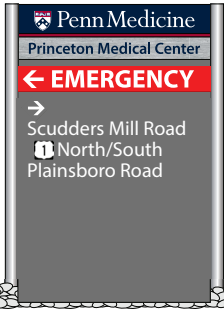
# Exterior Directional Sign Messages – Existing and Revised Message for Phase 2

DESIGN DEVELOPMENT




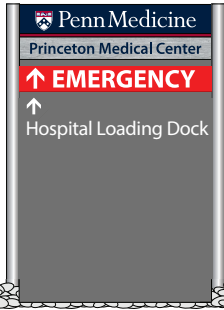
# Exterior Directional Sign Messages – Existing and Revised Message for Phase 2

**VD2-14**




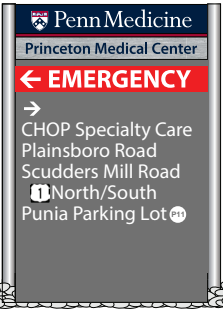
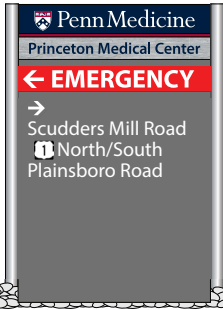
SIGN 14 SIDE A (Existing)      SIGN 14 SIDE A (Phase 1)      (After temporary "Punia Parking Lot" is removed)

**VD2-15**



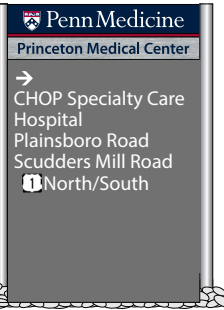
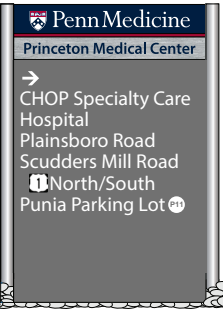
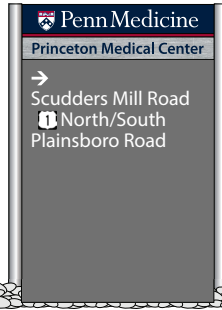
SIGN 15 SIDE A (Existing)      SIGN 15 SIDE A (Phase 1)

**VD2-16**




SIGN 16 SIDE A (Existing)      SIGN 16 SIDE A (Phase 1)      (After temporary "Punia Parking Lot" is removed)

**VD2-17**




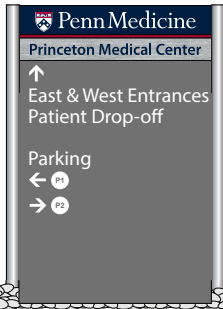
SIGN 17 SIDE A (Existing)      SIGN 17 SIDE A (Phase 1)      (After temporary "Punia Parking Lot" is removed)

**PED1-22**



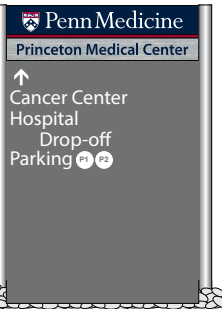
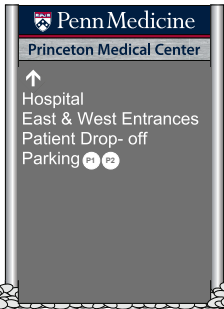

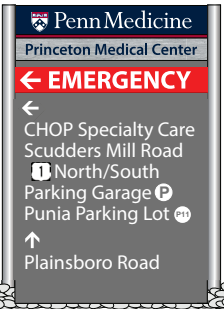
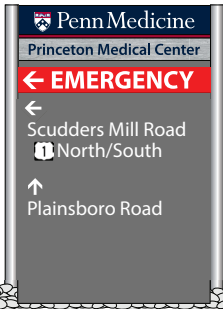
SIGN 22 SIDE A (Existing)      SIGN 22 SIDE A (Phase 1)      SIGN 22 SIDE B (Existing)      SIGN 22 SIDE B (Phase 1)

**VD2-23**



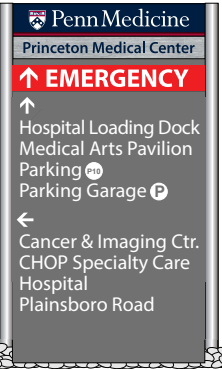
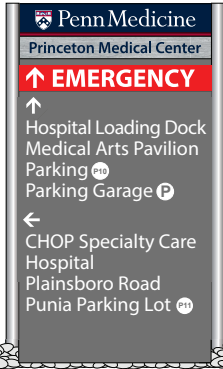
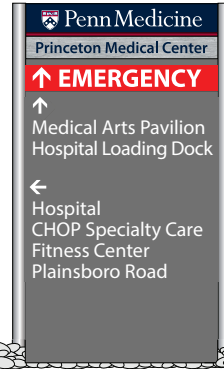
SIGN 23 SIDE A (Existing)      SIGN 23 SIDE A (Phase 1)

**VD2-24**



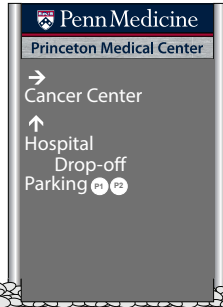
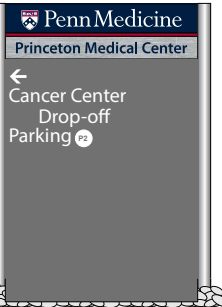
SIGN 24 SIDE A (Existing)      SIGN 24 SIDE A (Phase 1)      (After temporary "Punia Parking Lot" is removed)      SIGN 24 SIDE B (Existing)      SIGN 24 SIDE B (Phase 1)

**VD1-28**





SIGN 28 SIDE A (Existing)      SIGN 28 SIDE A (Phase 1)      (After temporary "Punia Parking Lot" is removed)

**VD2-34**



SIGN 34 SIDE A (Phase 1, New)      SIGN 34 SIDE B (Phase 1, New)

**VD2-35**



SIGN 35 SIDE A (Phase 1, New)      (After temporary "Punia Parking Lot" is removed)

**VD2-36**



SIGN 34 SIDE A (Phase 1, New)

This drawing represents design intent only. All measurements and installation guidelines are approximate. Sign Fabricator will be responsible for:

- Verifying all dimensions, structures, and existing conditions in the field prior to execution of shop drawings.
- Notifying and coordinating the appropriate groups of any potential issues or obstructions that will affect the design intent prior to installation.
- Obtaining any necessary engineering seals or permits.
- Verifying compliance with ADA and local sign codes with the appropriate groups for final approval prior to fabrication.

Client/Project	Project No.	Date	Revisions	Scale	Page Number
Penn Medicine Princeton Health Cancer Ctr. Exterior Wayfinding	23UPM149006	06.27.24		As Noted	2.6